



Ordering Information


Z-Swivels

	Maximum Working Pressure psi (bar)	Inlet	Outlet	Thread	Part Number
	6,500 (450)	1/8 in	1/4 in	NPT	202579
	6,500 (450)	1/4 in	1/4 in	NPT	202577
	6,500 (450)	3/8 in	3/8 in	NPT	224569
	6,000 (414)	1/2 in	1/2 in	NPT	207948

Straight Swivels

	Maximum Working Pressure psi (bar)	NPT		Part Number
		Inlet	Outlet	
	8,000 (500)	1/8 in	1/8 in	204082
	8,000 (500)	1/4 in	1/8 in	204083
	8,000 (500)	1/4 in	1/4 in	204084
	6,000 (414)	1/2 in	1/2 in	207947
	5,000 (345)	3/8 in	1/2 in	214926
5,000 (345)	1/2 in	1/2 in	207946	

360° Swivels

	Part Number	Includes	
		Fitting	Coupler
	203597	203198	200325
203198	203198	—	

Nozzles

Part Number	Description
200389	Standard nozzle. Includes straight 6 in (15.2 cm), 1/8 NPT(M) extension tube (197471) and tapered nose coupler (200325).
204072	Swivel nozzle. Includes straight 6 in (15.2 cm), 1/8 NPT(M) extension tube (197471) and tapered nose coupler (200325). Coupler has 360° swivel adapter (203198) for added convenience.
204897	Swivel nozzle. Includes straight 12 in (30.4 cm), 1/8 NPT(M) extension tube (155836) and tapered nose coupler (200325). Coupler has 360° swivel adapter (203198) for added convenience.
204204*	Flexible 12 in (30.4 cm) hose nozzle. 1/8 NPT(M) includes tapered-nose coupler (200325).
203504*	Flexible 12 in (30.4 cm) hose nozzle. 1/8 NPT(M) includes tapered-nose coupler (200325) and lock-sleeve connector (203497) for quick connection to any grease nozzle having tapered-nose coupler.
109145	12 in (30.4 cm) hose nozzle without coupler.
112255	18 in (45.8 cm) hose nozzle without coupler.
109148*	30 in (76.2 cm) hose nozzle without coupler, has 1/8 NPT(M) both ends. Use as alternate for rigid nozzle with tapered-nose coupler 200325.

